


Immune, Accurate, and Safe Fiber Optic Probes and Accessories for use in Harsh Environments

## Luxtron® Fiber Optic Thermometry Probes & Accessories

Leading the industry for more than 30 years, LumaSense Technologies' line of Luxtron fiber optic thermography probes are rugged and robust. Using Luxtron's patented technology, our Fluoroptic® probes are chemically resistant and immune to electromagnetic interference. LumaSense offers probes for an array of applications and has extensive experience designing customized probes for OEM applications.

### Benefits

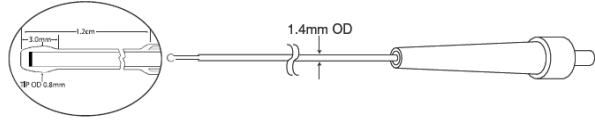
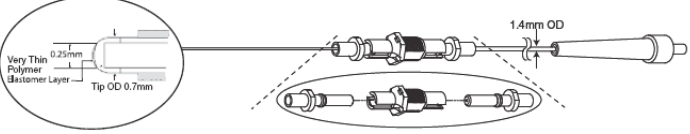
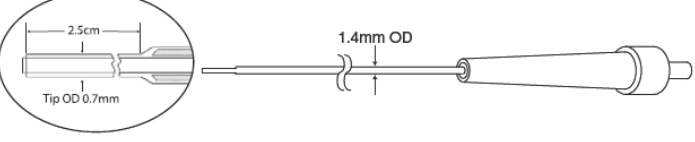
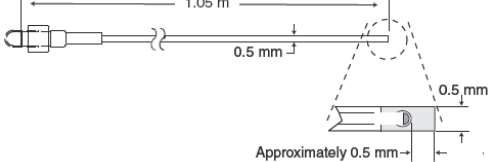
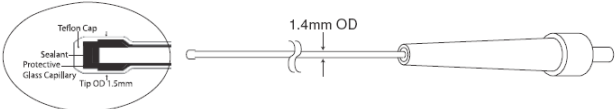
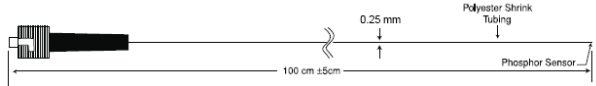
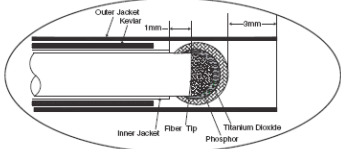
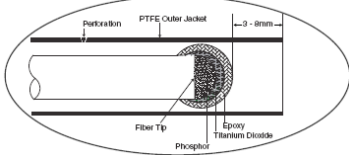
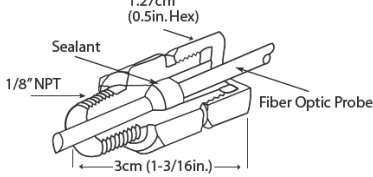
- Probes immune to a wide range of harsh environmental characteristics including but not limited to RF, MRI, Microwave, Induction Heating, Plasmas, and High Voltage
- Chemically Resistant
- Non-Metallic
- Corrosion Resistant
- Safe for Flammable or Explosive Environments
- Stable and Inert Sensor



	Temp. Range (°C)	Response Time (Sec.)	Lengths Available	Example Applications
Fast Immersion (Air and Liquid): STF	0 to 295	0.25	1 m, 2 m, 5 m, or 10 m	- Monitoring of high voltage experiments - Temperature gradient mapping of fast temperature ramps - Temperature control of microwave processes
Surface Temperature: STS	-25 to 200	< 0.2	2 m or 5 m	- Heat monitoring of "live" electrical circuits - Temperature monitoring of implant leads at precise locations - Temperature monitoring of bonding surfaces
Remote Temperature: STR	-25 to 330	< 0.2	2 m or 5 m	- Testing of electro-explosive devices (EEDs) - Temperature monitoring of small targets
General Purpose: STB	0 to 120	0.25	1 m	- Temperature monitoring of clinical procedures and academic research
General Purpose: STM	-25 to 250	0.70	2m, 5m, or 10m	- General purpose immersion and contact applications
MicroProbe	-10 to 120	< 0.2	1 m	- Minimally invasive immersion or surface measurement - Medical research - Smallest diameter commercially available probe
DipTip Rugged Probes Quality Probes	-30 to 200	2.0	1 m to 16 m	- Monitoring Winding Hot Spot

### Extensions

General Purpose: SST	-40 to 105		2 m, 5 m, or 10 m	- Standard jacketed extension cable for normal use
Medical: FOC-ST	0 to 80		2 m, 5 m, or 10 m	- Required extension cable for use with STB general probe
Single Fiber	0 to 80		1 m to 50 m	- Used with DipTip Rugged and Quality Probes
Four Fiber	-25 to 100			

<b>STF Probe</b> Application Temperature Range Response Time	Fast response immersion 0 to 295 °C 1.25 seconds still air 0.25 seconds in stirred water	
<b>STS Probe Kit</b> Application Temperature Range Response Time Kit Includes	Surface contact -25 to 200 °C < 0.2 seconds 2 m or 5 m probe and two 10 cm replaceable tips (tip OD 0.7 mm)	
<b>STR Probe Kit</b> Application Temperature Range Response Time Kit Includes	Non-contact remote sensing -25 to 330 °C < 0.2 seconds Alpha phosphor material, three types of binders, 2 m blank probe, and Remote Sensing User Guide	
<b>STB Probe<sup>1</sup></b> Temperature Range Length Response Time Fiber Type Connector Type	0 to 120 °C 1 meter 0.25 seconds 200 µm hard clad silica fiber with Tefzel® jacket RPC-1 molded plastic	
<b>STM Probe</b> Application Temperature Range Response Time	General purpose immersion and contact -25 to 250 °C 5 seconds still air 0.7 seconds in stirred water	
<b>MicroProbe</b> Temperature Range Response Time Length	-10 to 120 °C < 0.2 seconds in stirred water 1 meter	
<b>DipTip Probe</b> Application Temperature Range Response Time	Winding Hot Spot -30 to 200 °C 2.0 seconds in stirred water	
<b>Quality Probe</b> Application Temperature Range Response Time	Winding Hot Spot -30 to 200 °C 2.0 seconds in stirred water	
<b>Compression Gland Feedthrough</b> Material Compatible Probes Temperature Range Maximum Vacuum Maximum Pressure Sealing Gland	304 Stainless STM, STF, and STR -20 to 230 °C 5e10 <sup>-6</sup> Torr 3,000 psi Viton	

<sup>1</sup>One FOC-ST extension required per probe

**Note:** Probes available in 2, 5, and 10 meter lengths unless otherwise specified.



For international contact information, visit [advancedenergy.com](http://advancedenergy.com).

sales.support@aei.com  
+1 970 221 0108

PRECISION | POWER | PERFORMANCE

Specifications are subject to change without notice. Not responsible for errors or omissions. ©2019 Advanced Energy Industries, Inc. All rights reserved. Advanced Energy® and AE® are U.S. trademarks of Advanced Energy Industries, Inc.